

**Summary Report**

This report summarizes I-LIDS monitoring and review activity at the boat launch for 2020.

**I-LIDS Summary Data**

Date Installed	4/23/20
Date De-installed	10/27/20
Videos Captured	8070
Videos Reviewed by ESP	3159
Total Videos Reviewed	3244
Launches counted	429
% of boat launch videos <sup>1</sup>	13.6%
Suspect AIS Violations	1
Hours of operation	6am - 12am
Total hours of inspection time	3402

**Observations:** People are curious about and aware of the camera, with some stopping to look, listen, and read the accompanying sign. Weeds are spotted on boats/trailers after retrieval but checking and cleaning is not generally visible on camera. Inspectors are seen speaking with boat owners and checking boats both prior to launching and after retrievals. They also pick-up trash and trim grass and tree branches which is very helpful. Boats from a few different states are launched into this lake. False positives due to spiders, swimmers, and long grass. This camera also captures some early morning and late-night videos which are dark with no activity.

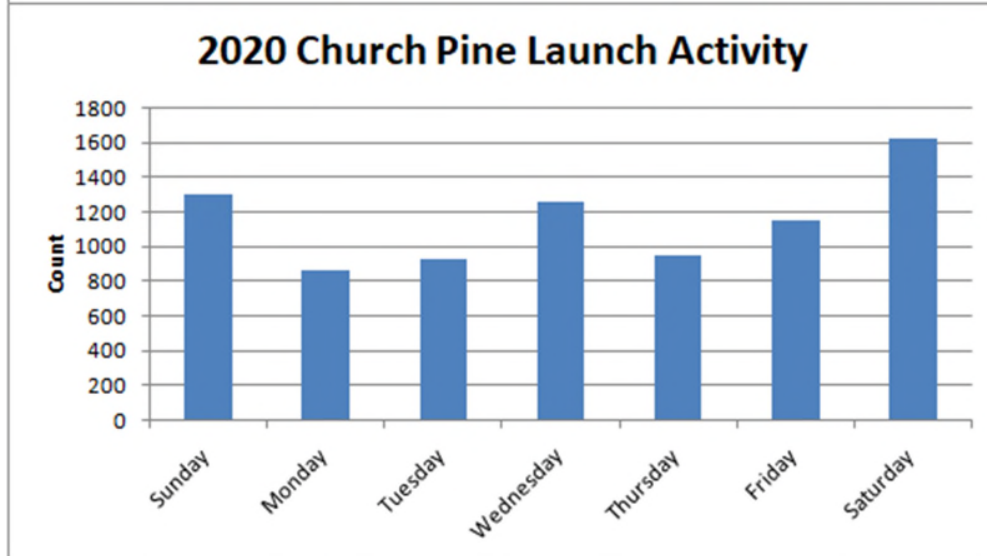
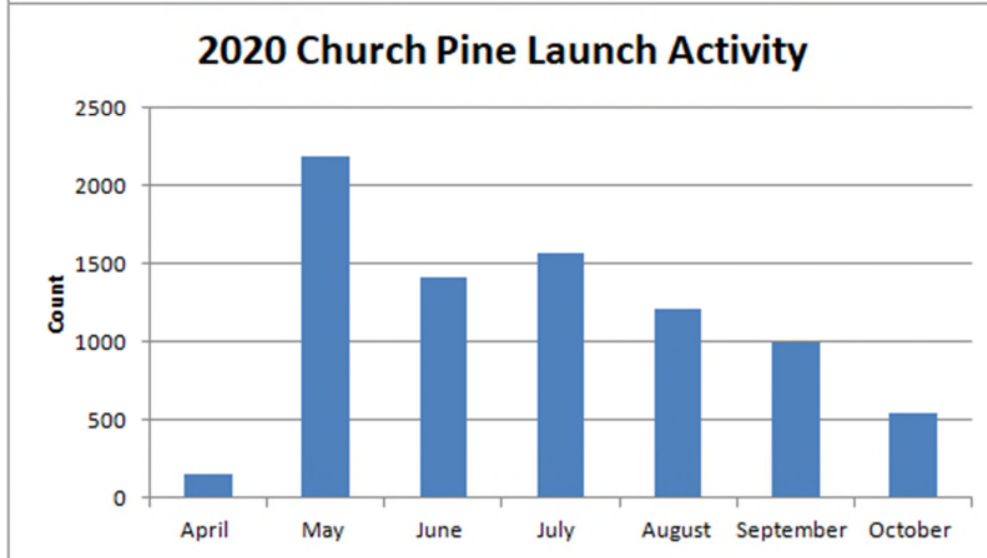
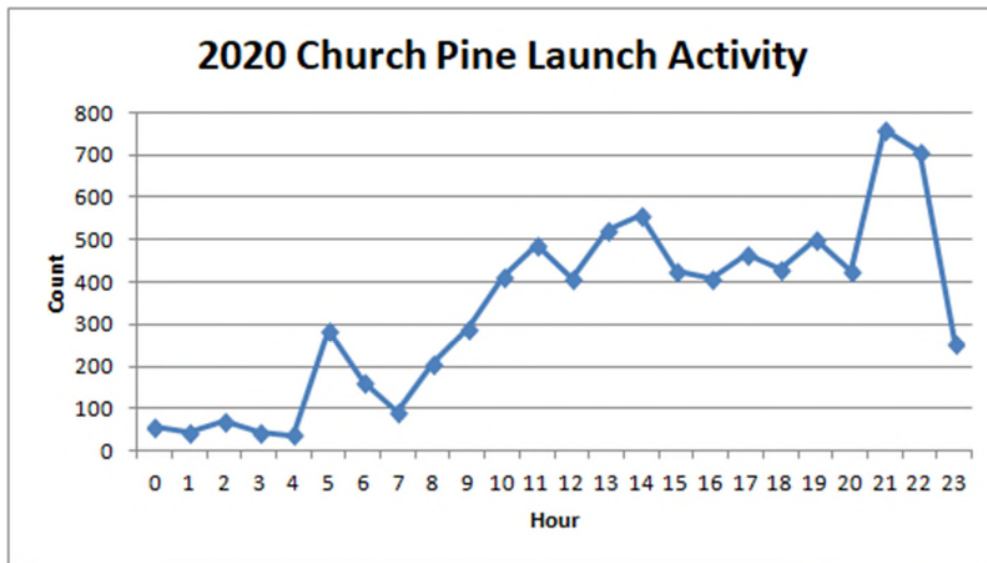
**Recommendations:** Adjust camera to limit false positives. Limit hours of operation.

---

<sup>1</sup> The number of videos is always greater than the number of launches. If there is a magnetic sensor, it will trigger the camera to look for motion for 120 seconds. During this time, any activity (inspection, tie-downs, people moving, cloud movement, etc.) in front of the camera will trigger another video. Infrequently, the magnetic sensor may trigger randomly, or vehicle movement behind the sensor may set up the camera for additional video capture. If there's no magnetic sensor, the camera simply looks for sufficient motion and will capture a video.

**Video Review Worksheet**    **Lake:** Church Pine Lake, WI (500/month)    **Launch:**  
**Suspect AIS Violation reported**





### 2020 Church Pine Launch Activity

Sum of Count	Day							Grand Total
Hour	Sunday	Monday	Tuesday	Wednesday	Thursday	Friday	Saturday	Grand Total
0	30	6		7	3	2	10	58
1	6	4			2	31	3	46
2	6	2				57	6	71
3	10		3	2	4	2	23	44
4	12	2	1	2	2	7	12	38
5	46	46	28	45	39	37	43	284
6	20	23	27	22	27	14	31	164
7	14	12	12	6	6	14	30	94
8	23	12	22	18	21	41	70	207
9	55	20	36	21	58	43	58	291
10	97	31	64	58	28	47	89	414
11	98	35	48	34	64	64	143	486
12	112	29	40	35	48	38	106	408
13	84	45	60	48	60	85	139	521
14	111	72	61	49	65	78	122	558
15	100	47	60	48	34	66	73	428
16	68	42	57	58	48	48	89	410
17	72	52	42	51	57	56	134	464
18	60	38	40	88	43	59	102	430
19	87	75	73	72	53	71	71	502
20	62	37	37	52	66	111	62	427
21	22	160	130	109	144	112	83	760
22	53	50	57	347	71	53	76	707
23	51	23	28	82	8	17	45	254
<b>Grand Total</b>	1299	863	926	1254	951	1153	1620	8066













